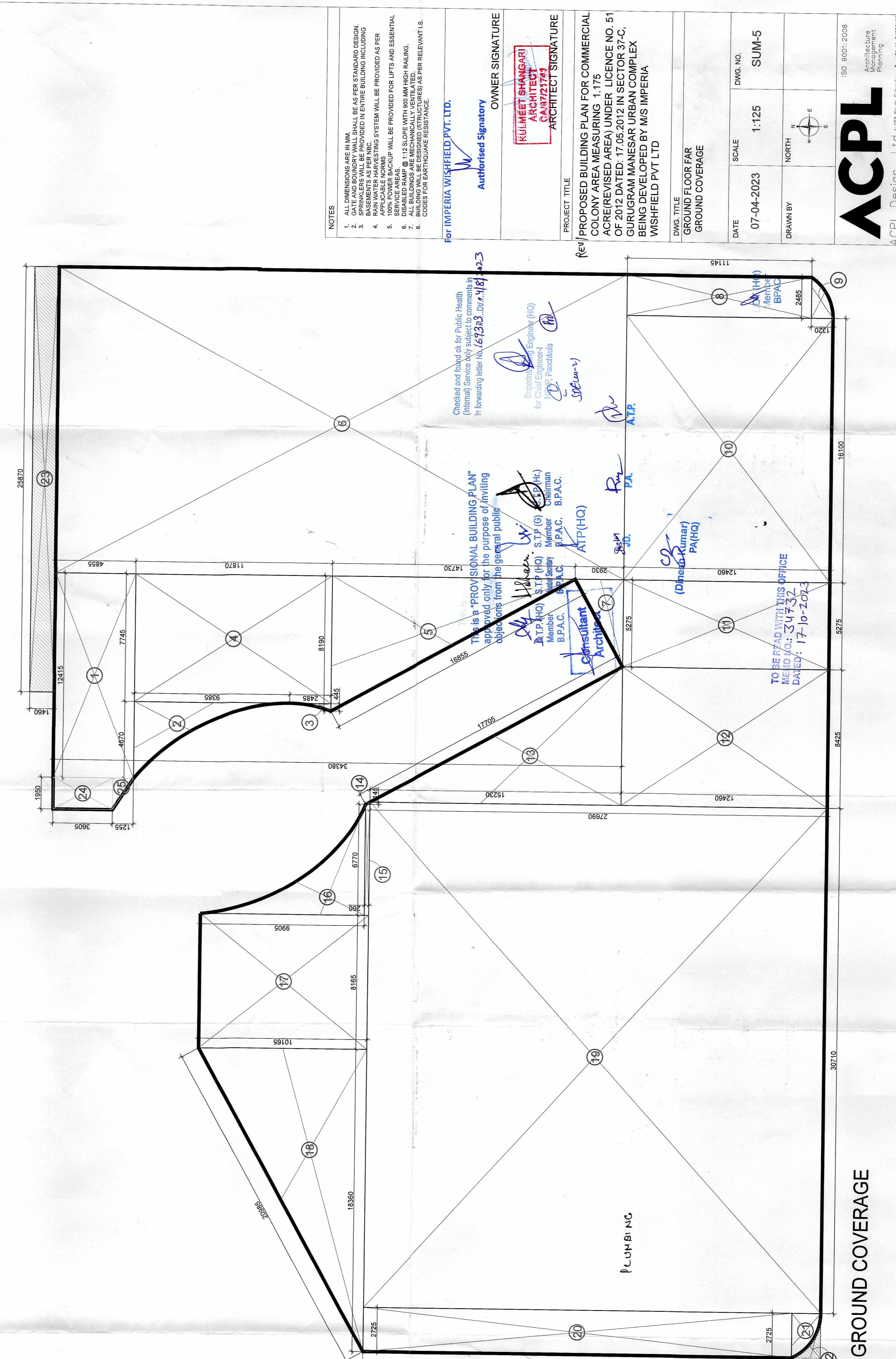


**GROUND FLOOR FAR**



**GROUND COVERAGE**

**NOTES**

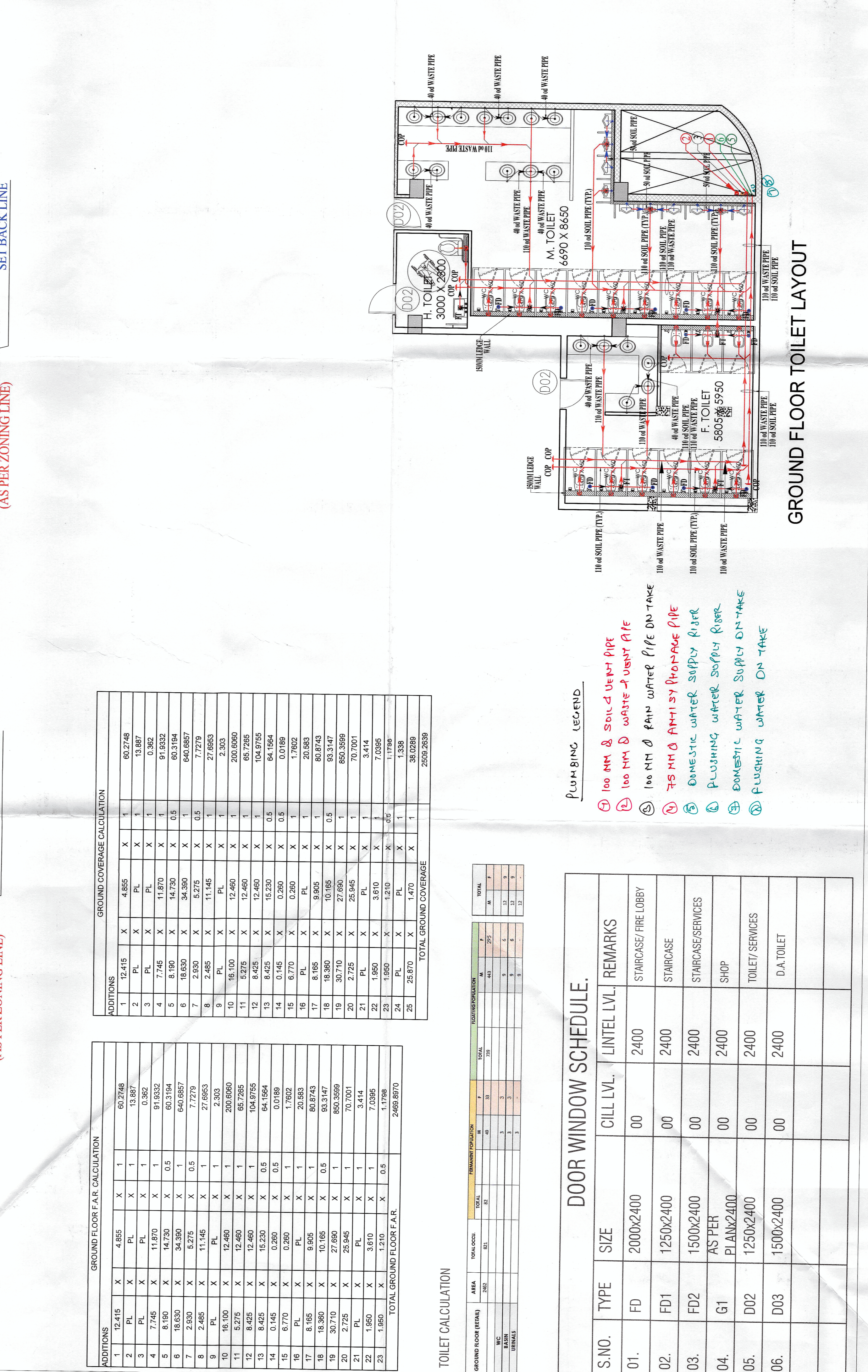
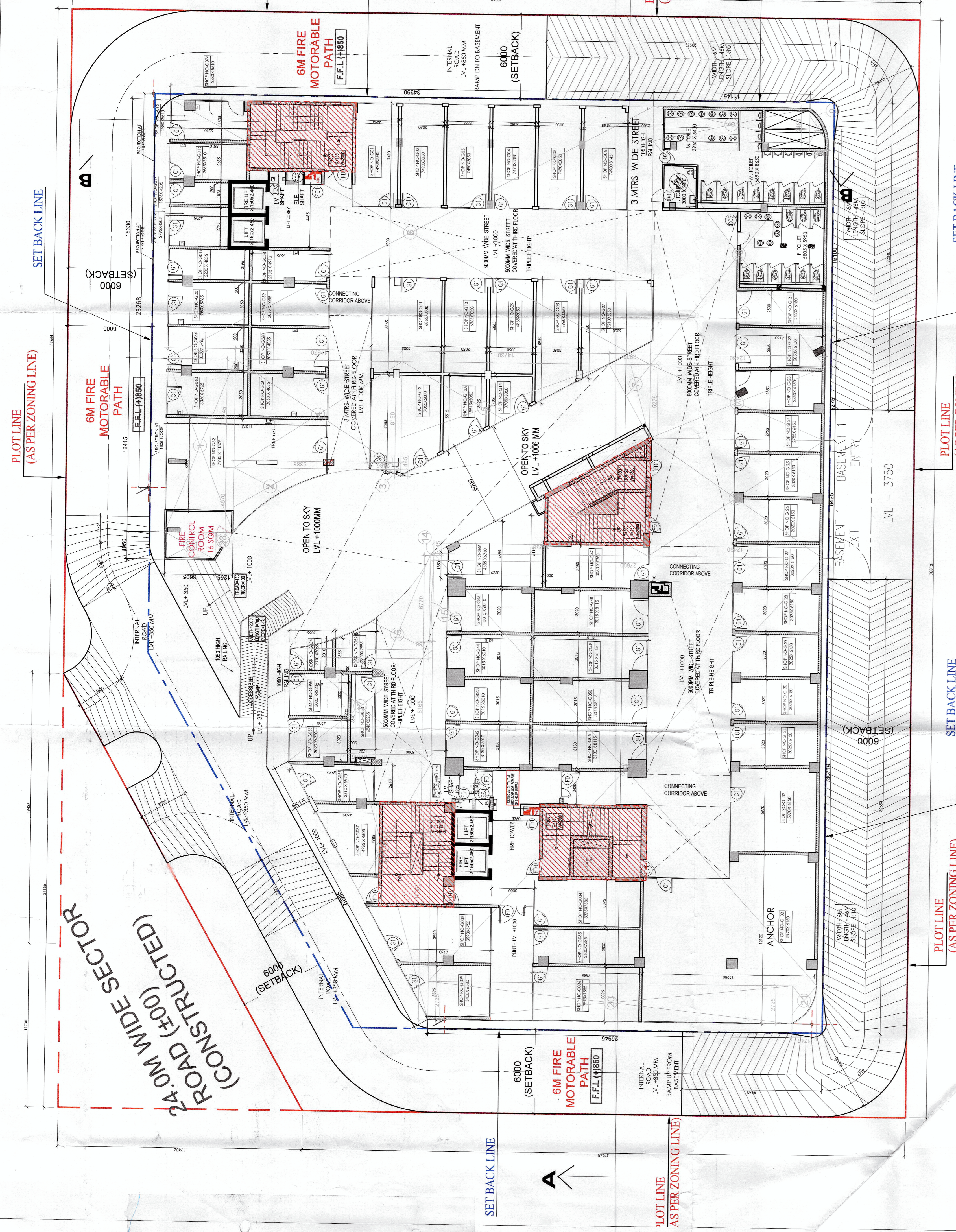
1. ALL DIMENSIONS ARE IN METERS, UNLESS OTHERWISE SPECIFIED.
2. THE PROPOSED BUILDING SHALL BE AS PER PLANNING DEPARTMENT APPROVED DRAWINGS.
3. THE PROPOSED BUILDING SHALL BE IN ACCORDANCE WITH THE APPLICABLE ZONING REGULATIONS.
4. THE PROPOSED BUILDING SHALL BE PROVIDED AS PER THE APPLICABLE ZONING REGULATIONS.
5. THE PROPOSED BUILDING SHALL BE PROVIDED AS PER THE APPLICABLE ZONING REGULATIONS.
6. THE PROPOSED BUILDING SHALL BE PROVIDED AS PER THE APPLICABLE ZONING REGULATIONS.
7. THE PROPOSED BUILDING SHALL BE PROVIDED AS PER THE APPLICABLE ZONING REGULATIONS.
8. THE PROPOSED BUILDING SHALL BE PROVIDED AS PER THE APPLICABLE ZONING REGULATIONS.
9. THE PROPOSED BUILDING SHALL BE PROVIDED AS PER THE APPLICABLE ZONING REGULATIONS.
10. THE PROPOSED BUILDING SHALL BE PROVIDED AS PER THE APPLICABLE ZONING REGULATIONS.

**PROJECT TITLE:** PROPOSED BUILDING PLAN FOR COMMERCIAL COLONY AREA MEASURING 1.175 ACRES IN SECTOR 37-C, GURUGRAM MUNICIPAL CORPORATION, Haryana.

**OWNER SIGNATURE:** *[Signature]*  
**ARCHITECT SIGNATURE:** *[Signature]*

**DATE:** 07-04-2023  
**SCALE:** 1:25  
**DWG. NO.:** SUM-5  
**DRAWN BY:** NORTH

**ACPL**



ADDITIONS	GROUND FLOOR F.A.E. CALCULATION	TOILET CALCULATION
1	12.415	1
2	13.817	2
3	11.870	3
4	14.730	4
5	9.132	5
6	14.730	6
7	14.730	7
8	2.500	8
9	11.145	9
10	12.460	10
11	12.460	11
12	12.460	12
13	12.460	13
14	12.460	14
15	12.460	15
16	12.460	16
17	12.460	17
18	12.460	18
19	12.460	19
20	12.460	20
21	12.460	21
22	12.460	22
23	12.460	23
24	12.460	24
25	12.460	25
26	12.460	26
27	12.460	27
28	12.460	28
29	12.460	29
30	12.460	30
31	12.460	31
32	12.460	32
33	12.460	33
34	12.460	34
35	12.460	35
36	12.460	36
37	12.460	37
38	12.460	38
39	12.460	39
40	12.460	40
41	12.460	41
42	12.460	42
43	12.460	43
44	12.460	44
45	12.460	45
46	12.460	46
47	12.460	47
48	12.460	48
49	12.460	49
50	12.460	50
51	12.460	51
52	12.460	52
53	12.460	53
54	12.460	54
55	12.460	55
56	12.460	56
57	12.460	57
58	12.460	58
59	12.460	59
60	12.460	60
61	12.460	61
62	12.460	62
63	12.460	63
64	12.460	64
65	12.460	65
66	12.460	66
67	12.460	67
68	12.460	68
69	12.460	69
70	12.460	70
71	12.460	71
72	12.460	72
73	12.460	73
74	12.460	74
75	12.460	75
76	12.460	76
77	12.460	77
78	12.460	78
79	12.460	79
80	12.460	80
81	12.460	81
82	12.460	82
83	12.460	83
84	12.460	84
85	12.460	85
86	12.460	86
87	12.460	87
88	12.460	88
89	12.460	89
90	12.460	90
91	12.460	91
92	12.460	92
93	12.460	93
94	12.460	94
95	12.460	95
96	12.460	96
97	12.460	97
98	12.460	98
99	12.460	99
100	12.460	100

- PLUMBING LEGEND**
- 100 MM & SOLID WASTE PIPE
  - 100 MM WASTE & WATER PIPE
  - 75 MM & 75 MM WATER PIPE
  - DOMESTIC WATER SUPPLY PIPE
  - PLUMBING WATER SUPPLY PIPE
  - DOMESTIC WATER SUPPLY ON-TIME
  - PLUMBING WATER ON-TIME

**TOILET CALCULATION**

S.NO.	TYPE	SIZE	CILL LVL.	LINTEL LVL.	REMARKS
01.	FD	2000x2400	00	2400	STAIRCASE/FIRE LOBBY
02.	FD1	1250x2400	00	2400	STAIRCASE
03.	FD2	1500x2400	00	2400	STAIRCASE/SERVICES
04.	G1	AS/PER PLANS	00	2400	SHOP
05.	D02	1250x2400	00	2400	TOILET/SERVICES
06.	D03	1500x2400	00	2400	D.A TOILET

**DOOR WINDOW SCHEDULE.**